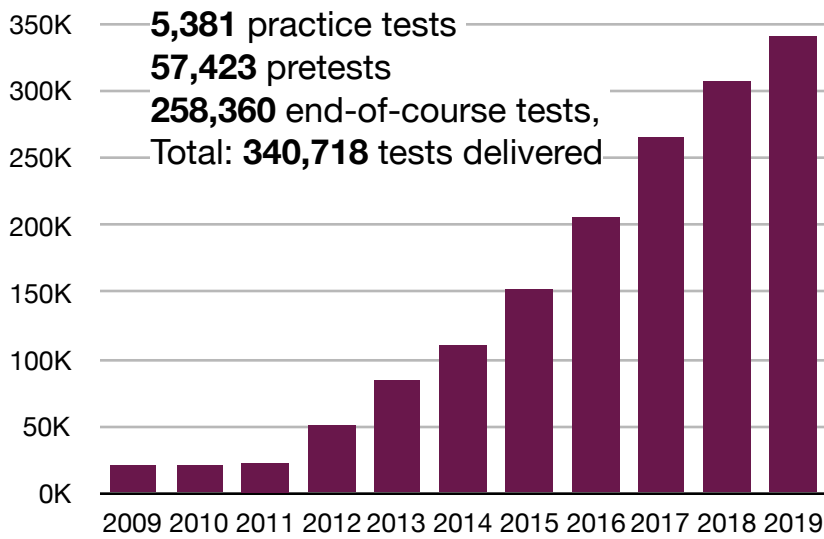


WebXam BY THE NUMBERS

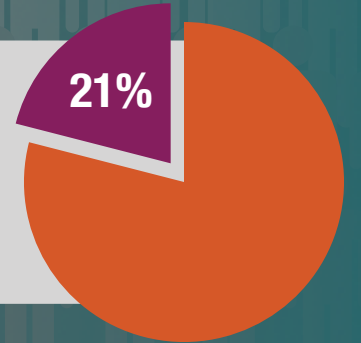
TESTING RESULTS FROM THE 2018-2019 PROJECT YEAR

NUMBER OF TESTS GIVEN



A record **145,310 students** took WebXam tests.

The **10 largest Career-Technical Planning Districts** accounted for more than **one-fifth** of all tests taken.



WebXam support staff handled **3,939 email requests, phone calls, and trouble tickets.**

Nearly **30% of all support requests** were received in April and May




Jul Aug Sep Oct Nov Dec Jan Feb Mar Apr May Jun

Top 10 Schools: Testing Counts

- Butler Technology and Career Development
- Great Oaks Institute of Technology
- Miami Valley Career Technology Center
- Penta Career Center
- Toledo Public Schools
- Upper Valley Career Center
- Pioneer Career and Technology Center
- Ohio Hi-Point Career Center
- Warren County Career Center
- Columbus City Schools



103 Subject-Matter Experts (SMEs) participated in workshops.



Over the course of the year, CETE conducted...



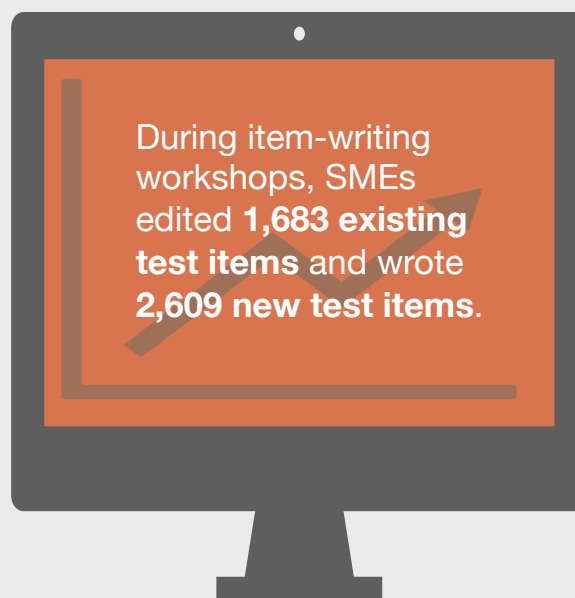
2 item-alignment workshops,



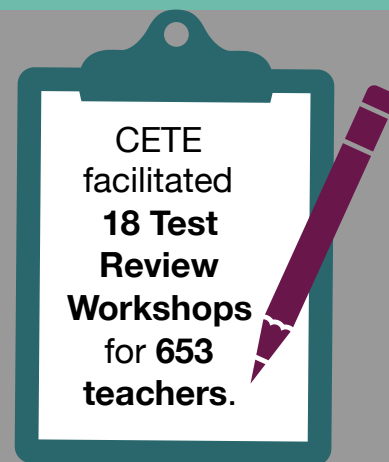
5 standard-setting workshops,



and **30 item-writing workshops.**



During item-writing workshops, SMEs edited **1,683 existing test items** and wrote **2,609 new test items.**



CETE facilitated **18 Test Review Workshops** for **653 teachers.**



Engineering & Manufacturing courses had the most items written with more than **2,300 items** across **24 courses.**

